

About Dr. Harnam Singh Mid-term CME

Dr. Harnam Singh was a humble and impressive practicing senior Radiologist of Moradabad U.P.

“Dr. Harnam Singh CME” sessions were initiated at the 35th Annual Congress of IRIA at Cuttack in 1983.

Dr. Harshad Shah at Ahmedabad conducted the First Mid Term Dr. Harnam Singh CME session enthusiastically in July 1983. Dr Harnam Singh Mid term Teaching Sessions have become very popular since then. With the zeal, enthusiasm, coordination and financial support of Late Dr. Gopal Subramaniam, Prof Arcot Gajaraj was able to bring masters of Radiology from USA to visit India annually and participate in the CME sessions, in various cities of the Country.

About BRACE CME

BARNARD INSTITUTE OF RADIOLOGY ALUMNI ADVANCED CONTINUING EDUCATION(BRACE) , the highly successful focused CME conducted annually by the BARNARD INSTITUTE OF RADIOLOGY was first started in 2007 under the then BIR Director Prof T.S. Swaminathan. The first CME focused on Women`s Imaging . Since then CME has steadily carved a niche for itself.


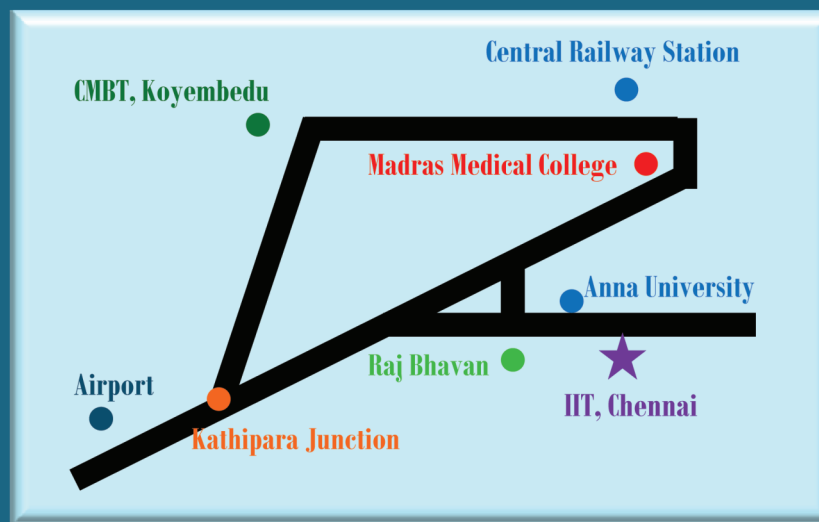
2007- Women`s Imaging

2008 – Central Nervous System Imaging

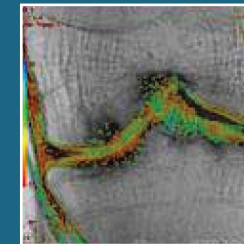
2009 – Musculoskeletal Imaging

2010 –Onco imaging

2011 –Chest and Cardiovascular Imaging



Dr. HARNAM SINGH MID-TERM CME - ICRI – 2012 of Indian Radiological & Imaging Association



Musculoskeletal Imaging

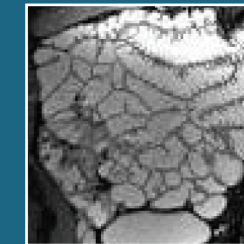
14th & 15th July

&

BRACE CME 2012,

GIT Imaging

13th July



Final Announcement

Conducted by

Indian College of Radiology & Imaging and TN & PY Chapter of IRIA

Hosted by

Barnard Institute of Radiology & Oncology

Venue: Central Lecture Theatre, IIT Madras, Sardar Patel Road, Chennai.



Conference Secretariat

Barnard Institute of Radiology,
102, Tower -1, Ground Floor,
Rajiv Gandhi Government General Hospital,
Chennai – 600 003.

Website – www.barnard.in & www.tnpyiria.com, Email – bir.admin@gmail.com

Dear Colleagues,

Warm greetings from Chennai.

It is our greatest pleasure to invite you to Dr. Harnam Singh Mid Term CME – ICRI-2012 to be held on 14th & 15th July 2012 and BRACE CME on 13th July at IIT, Chennai.

The theme for this year-CME is Musculoskeletal Imaging which will focus on the current trends. The Musculoskeletal USG workshop will focus on the basic techniques and interpretation. The theme for BRACE 2012 is Gastrointestinal Imaging which will unravel the mysteries hidden in the Pandora's Box .

We have endeavored to make the scientific sessions predominantly interactive with audience response systems, which is a highlight of this CME while the technical exhibition will give you the tools of the trade to accomplish these goals. Besides these we have the Quizzes and educational Posters.

We look forward to your visit to Chennai for updating your knowledge and having gala time in the city of Chennai - The Gateway to South India.

Organizing Chairmen:

Dr. Harsh Mahajan
Dr. N.Chidambaranathan
Dr. N.Kailasanathan

Treasurers:

Dr. Promod Lonikar
Dr. D.Ramesh

Organizing Secretaries:

Dr. Jignesh Thakker
Dr. Pradeep Parakh
Dr. Jayaraj Govindaraj

Scientific Committee Chairman

Dr. S.Babu Peter

POSTER PRESENTATIONS

POSTER PRESENTATIONS invited relating to Gastrointestinal tract on 13-7-2012 and Musculoskeletal imaging on 14-7-2012 and 15-7-2012.

Registration is mandatory for poster presentation .

Posters can be presented in the following topics.

- Interesting cases,
- Pictorial essay,
- Original research of the Candidate.
- Size of the poster should be 90 X 110 cms.

Abstract of the Posters not exceeding 200 words, must be sent by e-mail to the Organizing Secretary. Email: bir.admin@gmail.com

Last date for abstract submission: 5TH July 2012.

YOUNG INVESTIGATOR AWARD.

We invite research paper submissions in Musculoskeletal imaging for special YOUNG INVESTIGATOR AWARD.

The winner will be selected by the Scientific committee and the winner will be allowed to present his topic for 15 minutes in the conference and will also be suitably awarded.

Further details regarding Posters and Young Investigator Award available at website:

www.barnard.in

<i>Organizing Committee</i>			
Patrons			
Dr. T. S. Swaminathan Dr. K. Vanitha		Dr. N. Kulasekaran Dr. Bhaskar Ramamoorthy (IIT-M)	
Organizing Chairmen		Organizing Secretaries	
Dr. Harsh Mahajan Dr. N. Chidambaranathan Dr. N. Kailasanathan		Dr. Jignesh Thakker Dr. Pradeep Parakh Dr. Jayaraj Govindaraj	
Vice Chairmen		Joint Secretaries:	
Dr. M. Prabhakaran Dr. G. Murugan Dr. K. Malathy		Dr. S. Sundareswaran Dr. S. Kalpana	
Treasurers		Scientific Committee	
Dr. Promod Lonikar Dr. D. Ramesh		Chairman - Dr. S. Babu Peter Co-chairman - DR Venkatesh Balasubramanian (IIT-M) Members – Dr. C. Amarnath Dr. K. Geetha	
Advisory Committee:			
Dr. P. C. Rajaram Dr. A. P. Annadurai Dr. Sridhar Gibikote Dr. R. Ravi Dr. A. Anbarasu	Dr. A. Govindan Dr. M. L. Prakash Dr. Santhosh Joseph Dr. K. V. Rajasekhar Dr. N. Sundari	Dr. M. Sivalingam Dr. G. Balachandiran Dr. M. D.V enkatesan Dr. Bagyam Raghavan Dr. N. Murali	
Co-ordinators:			
Dr. J. Devimeenal Dr. J. Chezhan Dr. Shyamala		Dr. E. Manimekala Dr. L. Muralikrishna	
For clarifications			
Dr. Balaji – 94438 33536		Dr. S. Vijayalakshmi – 94867 10669	
Website – www.barnard.in & www.tnpyiria.com Email – bir.admin@gmail.com			

<i>Payment details</i>				
	IRIA members		Non IRIA members	
	Consultants	Postgraduates	Consultants	Postgraduates
Before 30.06.2012	Rs. 3500	Rs. 3000	Rs. 4000	Rs. 3500
After 01.07.2012	Rs. 4000	Rs. 3500	Rs. 4500	Rs. 4000
Central council members / Spouses	Rs. 2000			
Cancellation before 15 th June - 50% will be refunded. Cancellation after 16 th June - No refund				

Scientific Programme		
Day - 1, BRACE CME - Friday, July 13, 2012		
08.30 am - 09.00 am	Registration	
09.00 am - 09.20 am	Barium Patterns in GIT Radiology	Dr. S.Kalpana
09.20 am - 09.40 am	Peritoneal Anatomy and Carcinomatosis	Dr. C.Amarnath
09.40 am - 10.00 am	Acute Abdominal Pain in GIT	Dr. Bhuvaneshwaran.N
10.00 am - 10.15 am	Carcinoma Stomach and its mimics	Dr. J.Devimeenal
10.15 am - 10.30 am	Tea Break	
10.30 am - 11.00 am	Inflammatory Bowel Diseases	Dr. Sivakumar Manickam
11.00 am - 11.30 am	MRI Rectum	Dr. Sharad Maheshwari
11.30 am - 11.45 am	Carcinoma Esophagus and its mimics	Dr. E.Manimekala
11.45 am - 12.00 nn	Capsule 1 - Polyps vs. Diverticulum	Dr. R.Malathi
12.00 nn - 12.45 pm	Small Bowel Imaging - Anatomy to Pathology and CT in patient with Bowel Obstruction - Interactive Teaching	Dr. Sharad Maheshwari
12.45 pm - 01.00 pm	Ingenious biomaterials in GIT and MSK radiology	DR. Soma Guhathakurta (IIT)
01.00 pm - 02.00 pm	Lunch	
02.00 pm - 02.45 pm	Case Based Discussion	Dr. Sivakumar Manickam
02.45 pm - 03.05 pm	Pediatric GIT Anomalies	Dr. M.Prabhakaran
03.05 pm - 03.25 pm	Gastrointestinal and Mesenteric Injuries	Dr. T.Sripriya
03.25 pm - 03.45 pm	Post Treatment Follow up of GIT malignancies.	Dr. Srinivasa Raman
03.45 pm - 04.00 pm	Tea break	
04.00 pm - 04.20 pm	Role of Interventional Radiology in GIT –Overview	Dr.N.K.Shyamkumar
04.20 pm - 05.20 pm	Dr Ravi and Dr. J.R. Daniel Memorial Quiz in GIT	Dr. Chezhan.J / Dr. K.Geetha
06.00 pm - 07.00 pm	Inauguration of Dr. Harnam Singh Mid Term CME 2012	
07.00 pm onwards	Dinner	
Day - 2, Dr. Harnam Singh Mid Term CME – Saturday, July 14, 2012		
08.00 am - 08.30 am	Registration	
Musculoskeletal USG Workshop		
08.45 am - 09.45 am	Wrist & Elbow	Dr.P.M.Venkatsai
09.45 am - 10.45 am	Shoulder	Dr. Boopathy Vijayaragavan
10.45 am - 11.00 am	Tea Break	
11.00 am - 11.30 am	Ankle	Dr. A.Anbarasu
11.30 am - 12.15 pm	Soft tissues	Dr. Bhupendra Ahuja

- Contd...

Scientific Programme		
Day - 2, Dr. Harnam Singh Mid Term CME – Saturday, July 14, 2012		
Scientific Sessions		
12.15 pm - 12.45 pm	MRI of Temporomandibular Joints	Dr. Deepak Patkar
12.45 pm - 01.15 pm	MRI of Hip - Femoroacetabular Impingement	Dr. Rajesh Kapur
01.15 pm - 02.15 pm	Lunch	
02.15 pm - 03.00 pm	Ankle and Foot - Patterns of Injury - Ligaments & Tendons Interactive Session	Dr. AdityaDaftary
03.00 pm - 03.30 pm	Beyond Menisci and Cruciates – Posterolateral and Posteromedial corners of Knee	Dr. Deepak Patkar
03.30 pm - 03.45 pm	Tea	
03.45 pm - 04.30 pm	Cartilage Imaging and Plain X rays	Dr. AdityaDaftary
04.30 pm onwards	Central Council Meeting at DakshinChitra followed by Cocktails and Dinner	
Day - 3, Dr. Harnam Singh Mid Term CME – Sunday, July 15, 2012		
08.30 am - 09.15 am	MRI of Wrist & Elbow - Anatomy, variants and Pathology	DR. K.G.Sreenivasan
09.15 am - 09.30 am	Trade Presentation	
09.30 am - 10.30 am	My most challenging cases - Tough Nuts to crack - Interactive Session	DR.K.G.Sreenivasan
10.30 am - 10.45 am	Young Investigator Session	
10.45 am - 11.00 am	Tea break	
11.00 am - 11.20 am	Communication Skills in Radiology	Dr. Mathur
11.20 am - 11.50 pm	Dynamic Spinal MRI	Dr. Harsh Mahajan
11.50 am - 12.10 pm	Bone Tumors	Dr N.Kailasanathan
12.10 pm - 01.00 pm	Bone Marrow Imaging - CLICK Session	Dr .S.Babu Peter
01.00 pm - 02.00 pm	Lunch	
02.00 pm - 02.40 pm	Interactive Quiz	Dr.A.Anbarasu
02.40 pm - 03.00 pm	Imaging in Orthopaedic Hardware	Dr.P.Kiruthika Sridhar
03.00 pm - 03.15 pm	Capsule - MSK Signs	DR.D.Ramesh
03.15 pm - 03.30 pm	Tea break	
03.30 pm - 03.50 pm	Back pain : Pain for whom?	Dr. Venkatesh Balasubramanian (IIT)
03.50 pm - 04.50 pm	Commonly missed Musculoskeletal lesions - CLICK Session	Dr .N.Chidambaranathan
05.00 pm onwards	Valedictory Function	

This activity is been accredited by The Dr. MGR Medical University, Chennai and awaiting accreditation from The Tamilnadu Medical Council.